

Travel To School Guidelines- Engagement

The following summarises the feedback from the engagement surveys undertaken on the proposed Travel to School Guidelines.

In addition to the public engagement, a full Equality Impact Assessment has been undertaken and is available for inspection.

In which district do you / your child attend school?

Bradford	41
Calderdale	241
Kirklees	42
Leeds	124
Wakefield	88
Total	536

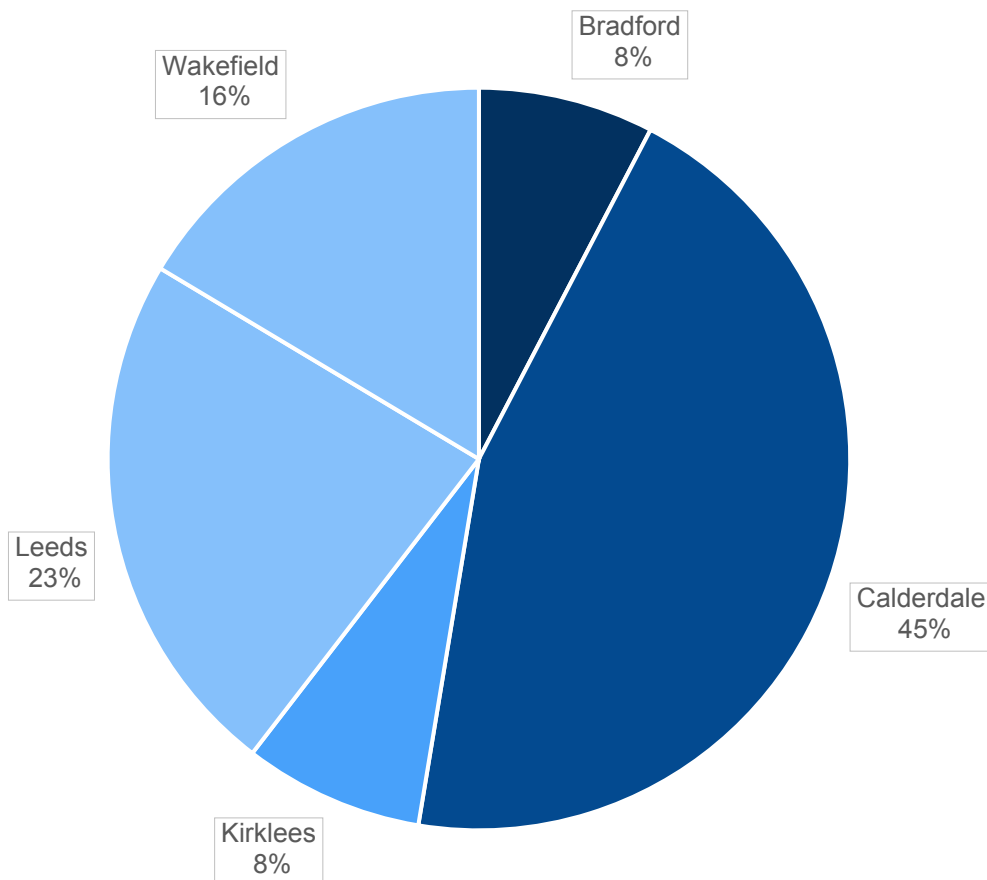


Fig. A. Chart showing the number of respondents in each district. *n* = 536.

Which school do you / does your child attend?

Abbey Grange Academy	20	Rodillian Academy	44
All Saints R C School	4	Queensbury School	1
Beckfoot Thornton Academy	5	Ryburn Valley High	12
Bingley Grammar School	2	Salendine Nook High	2
Brighouse High School	27	St Bede's and St Joseph's CC	9
Brigshaw High School	1	St John Fisher Dewsbury	7
Brooksbank College	4	St Wilfrid's RC High School	69
Calder High School	9	Titus Salt School	7
Cardinal Heenan	20	Todmorden High School	3
Carleton High School	2	Trinity Academy	5
Cockburn College	1	Trinity Academy Sowerby Bridge	5
Coop Academy Priesthorpe	1	Woodkirk Academy	4
Crawshaw Academy Trust	1	Other	8
Crofton Academy	3		
Crossley Heath	18		
Garforth Academy	7		
King James School	18		
Kirkburton Middle School	8		
Leeds City Academy	1		
Lightcliffe Academy	9		
Menston St Mary's RC	16		
Mount St Mary's	3		
North Halifax Grammar	138		
Outwood Academy Hemsworth	1		
Outwood Grange School	1		
Park Lane Academy	8		
Parkside Secondary School	11		
Prince Henry's Grammar	9		
Royds School	5		

How do you / does your child (ren) currently travel to school? (Please tick all that are used regularly)

School bus	495
Public service bus	43
Walking	12
Car	51
Bicycle	1
Other	2
Total	604

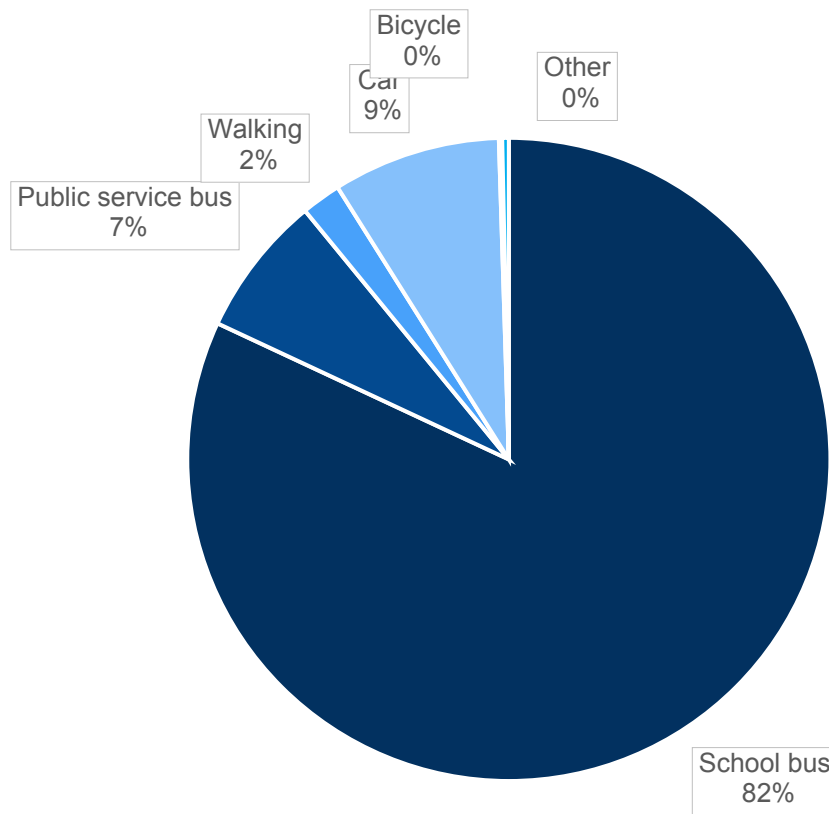


Fig. B. Chart showing how respondents currently travel to school. $n = 604$.

What school year group are you / is your child in? (if you are completing this survey on behalf of multiple children please select all that apply)

Primary School	46
Year 7	187
Year 8	131
Year 9	119
Year 10	87
Year 11	60
Year 12	27
Year 13	9
Total	666

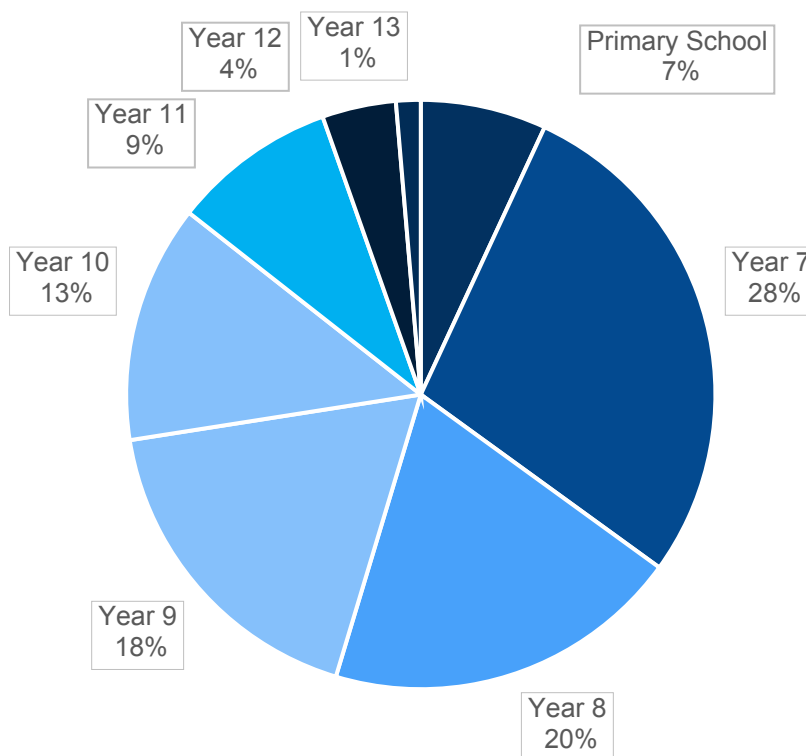


Fig. C. Chart showing the current academic school year of respondents child/children. $n = 666$.

To what extent do you agree or disagree with each of the following proposed changes to the guidelines:

Post-16 – Subsidised school bus services will not normally be provided for young people in the 16-18 age group. In practice, many students in this age group do not travel at fixed times to and from school, and are usually confident public transport users.

Strongly agree	48
Agree	155
Neutral	113
Disagree	109
Strongly disagree	110
Total	535

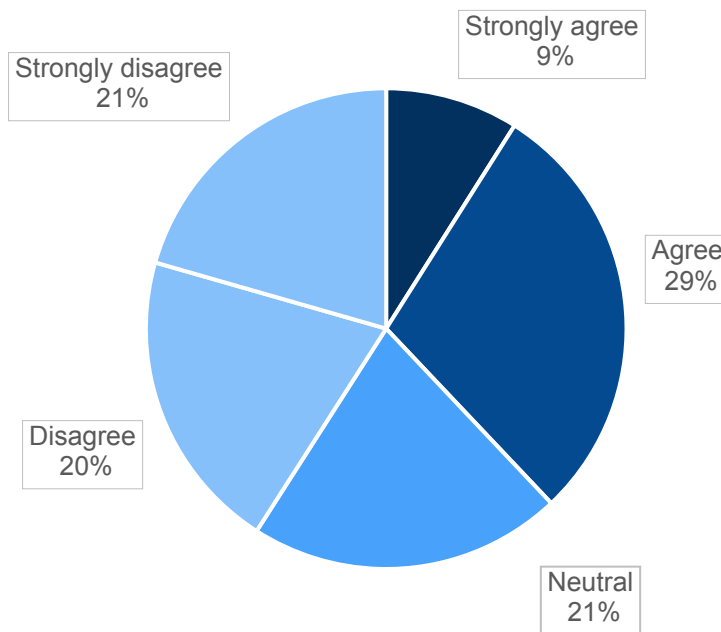


Fig. D. Chart showing the extent respondent agrees/disagrees with proposed change to Post 16 provision. *n* = 535.

Comments

Responses from surveys fit into the following categories.

1. Post 16 do not have a fixed school day	47
2. Post 16 are confident public transport users	55
3. Post 16 do have a fixed school day	84
4. Public transport journey inconvenient/ unreliable/takes too long	90
5. Subsidised school services should be provided to all school pupils	45
6. Perceived safety concerns accessing and using public transport	18

Distance from school - Subsidised school bus services will not normally be provided where pupils are attending a school that is more than four miles (6.5 km) from their home address. It will be assumed in these cases that this is a matter of parental preference. It is expected that pupils living outside this area would be provided transport on a commercial basis or would have longer public transport journeys. Discretion will be applied where schools are located in rural or semi-rural areas or where services serve rural or semi-rural communities.

Strongly agree	19
Agree	67
Neutral	86
Disagree	105
Strongly disagree	252
Total	529

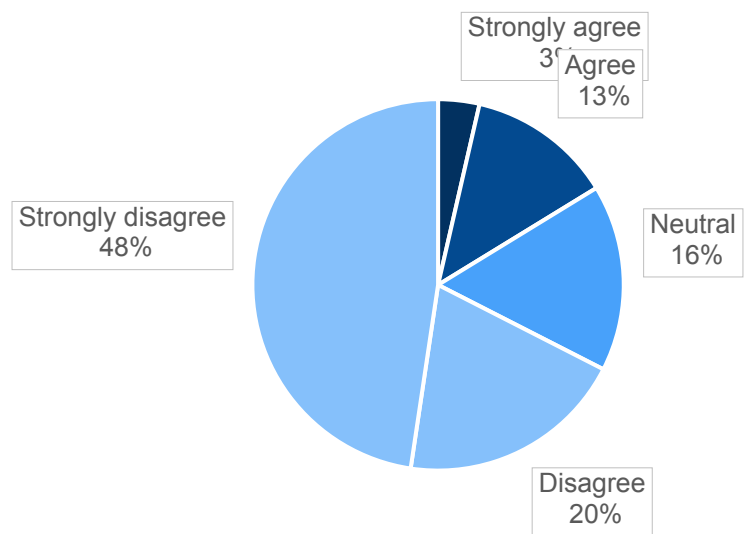


Fig. E. Chart showing the extent respondent agrees/disagrees with proposed change to provision for pupils living more than 6.5km from school. *n* = 529.

Comments

Responses from surveys fit into the following categories.

1. Agree - if it is parental preference to attend a school over this distance	41
2. Subsidised school services should be provided to all school pupils	55
3. Public transport journey inconvenient/unreliable/takes too long	53
4. Unfair to change provision for existing pupils	56
5. Perceived safety concerns accessing and using public transport	19
6. School allocated is not always school selected	22
7. Contradicts Calderdale admission policy	24
8. Discriminates against selective schools	39
9. Discriminates against faith schools	44

Requests to serve new areas - Subsidised school bus services will not normally be introduced where currently no public transport link exists. As information on school services is publicly available, it will be assumed that parents have chosen a school in the knowledge that there is no direct public transport link and already have alternative transport arrangements in place.

Strongly agree	27
Agree	129
Neutral	157
Disagree	89
Strongly disagree	127
Total	529

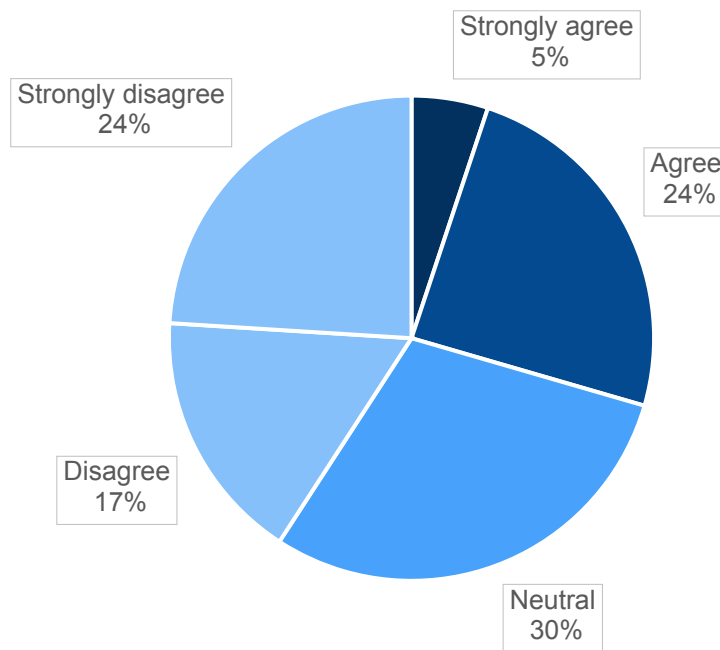


Fig. F. Chart showing the extent respondent agrees/disagrees with proposed change guidelines to provide new services. *n* = 529.

Comments

Responses from surveys fit into the following categories.

1. Agree - school was chosen with the knowledge there was no school bus service.	60
2. Subsidised school services should be provided to all school pupils	35
3. Perceived safety concerns on accessing and using public transport.	5
4. School allocated is not always school selected.	18
5. Public transport journey inconvenient/unreliable/takes too long	11

Walking or cycling to school – Subsidised school bus services will not normally be provided for pupils who live less than 1.5 miles (2.4km) (30 minute walk) from their school. Pupils who live within this distance may be expected to walk or cycle to and from school.

Strongly agree	46
Agree	142
Neutral	105
Disagree	88
Strongly disagree	148
Total	529

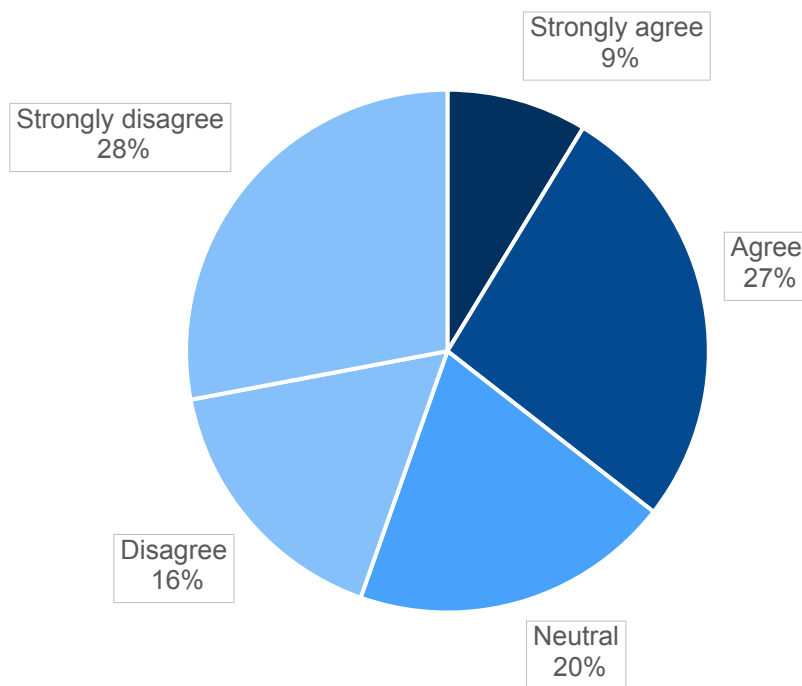


Fig. G. Chart showing the extent respondent agrees/disagrees with proposed change guidelines for pupils living less than 1.5 miles from their school. *n* = 529.

Comments

Responses from surveys fit into the following categories.

1. 1.5 miles (2.4km) (30 min walk) is an acceptable distance	91
2. 1.5 miles (2.4km) (30 min walk) is too far to walk	33
3. Young people should not be expected to walk/cycle in the dark/bad weather	74
4. Road safety concerns. Infrastructure does not support safe walking/cycling	121
5. Personal safety concerns	48

Commercial school bus services – Subsidised school bus services may be withdrawn where commercial bus operators are willing to provide a service on the basis that parents meet the whole cost of the service (typically £500-£700 per child per year). It is expected that this would only apply to current services that fall outside of the new criteria.

Strongly agree	16
Agree	45
Neutral	102
Disagree	118
Strongly disagree	248
Total	529

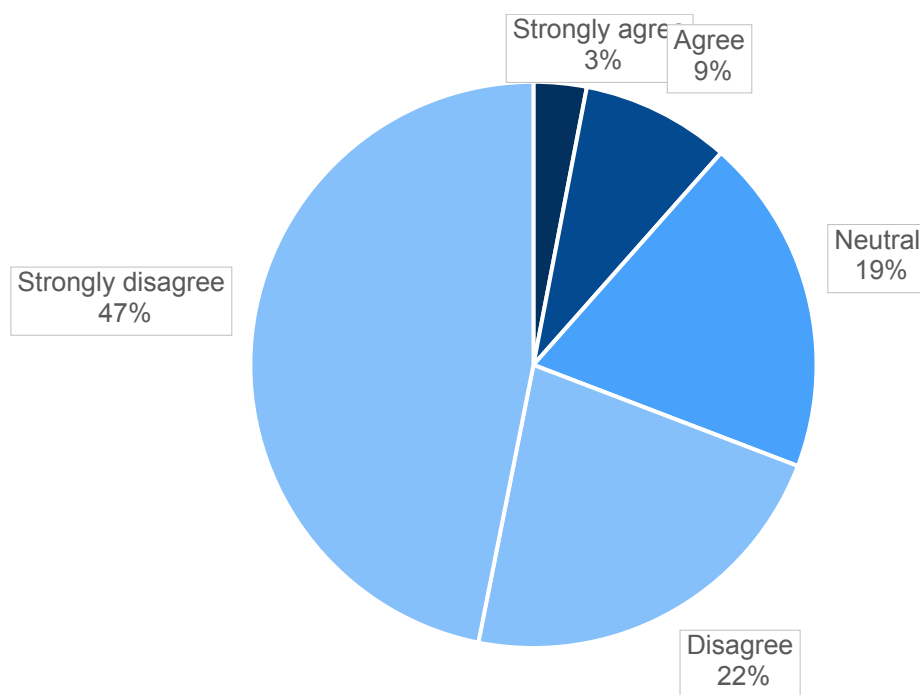


Fig. H. Chart showing the extent respondent agrees/disagrees with proposed change to guidelines if commercial operators are willing to provide a service for those that fall outside of the new criteria. n = 529.

Comments

Responses from surveys fit into the following categories.

1. Cost – suggested amount too expensive	157
2. Would be prepared to pay to guarantee a school bus service	51
3. Cost is prohibitive for low income families	44
4. Concerned about uncertainty of commercial operator (service withdrawal/cost increases)	24
5. Subsidised school services should be provided to all school pupils	48
6. Unfair to change provision for existing pupils	14

Selective schools – Subsidised school bus services will not normally be provided where the school admissions policy is based on academic selection. It is expected that these would be replaced by commercial services as described above.

Strongly agree	45
Agree	67
Neutral	148
Disagree	88
Strongly disagree	182
Total	530

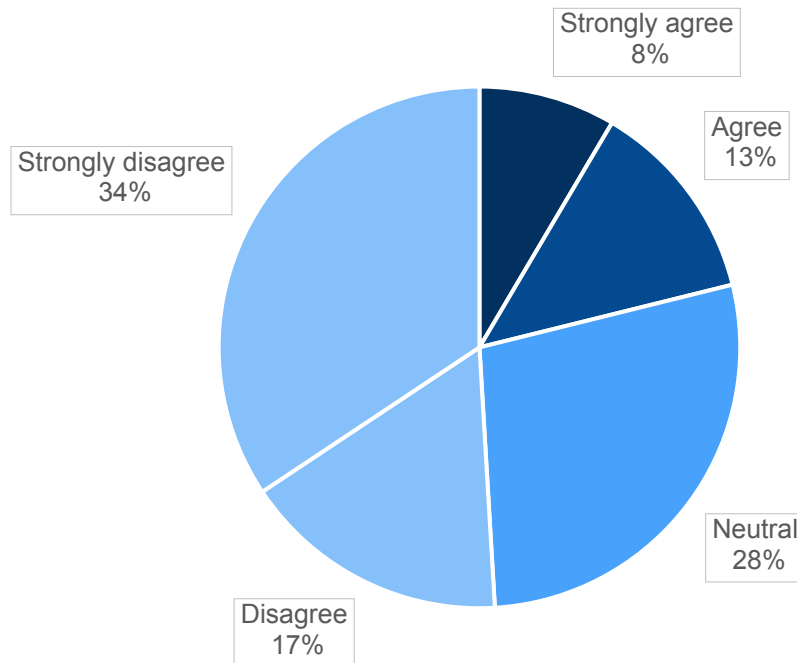


Fig. 1. Chart showing the extent respondent agrees/disagrees with proposed change to guidelines regarding school services to selective schools. n = 530.

Comments

Responses from surveys fit into the following categories.

1. Agree – parents should meet cost of service	36
2. Discriminates against selective school pupils	116
3. Discriminates against low income families	47
4. Unfair to change provision for existing pupils	15
5. Contradicts Calderdale admissions policy	30

What is your / your child's ethnic origin?

Asian / Asian British	28
Black / Black British	4
Mixed / Multiple ethnic groups	14
White British	435
White other	12
Prefer not say	25
Other	2
Total	520

Do you / your child identify as:

Male	205
Female	340
Other	2
Prefer not to say	27
Total	574

Are your / your child's day-to-day activities limited because of a health problem or disability which has lasted, or is expected to last, at least 12 months?

No	410
Yes, a little	48
Yes, a lot	34
Prefer not to say	28
Total	520

What is your / your child's religion or belief?

Christian	274
Hindu	6
Muslim	16
Sikh	5
No religion	176
Other	36
Total	513